
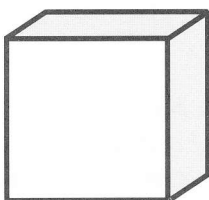







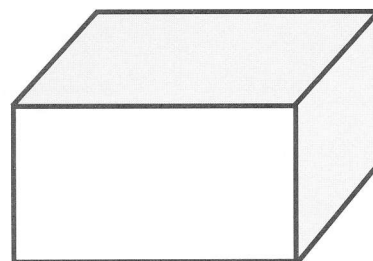


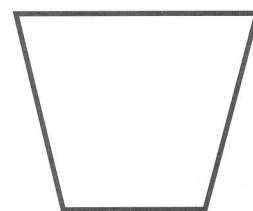


Draw a circle around all of the squares.

1



Circle all of the rectangles.


2



Underline the triangles on this page.

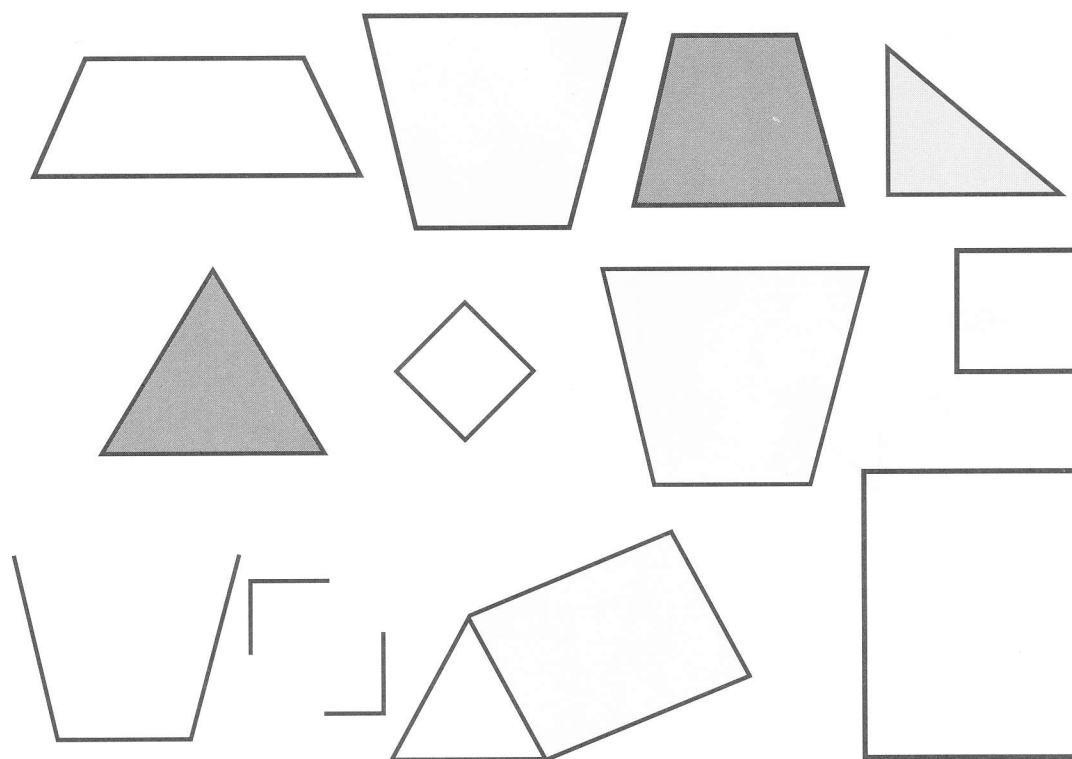
Draw a circle around all of the triangles.

1



Circle all of the trapezoids.

2




Compare rectangles and trapezoids. How are they alike? How they are different?




Cut out the shapes. For each problem, build the shape. Trace the shape you made.


- ① Make a rectangle.




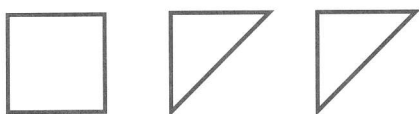
- ② Make a square.



- ③ Make a triangle.



- ④ Make a trapezoid.

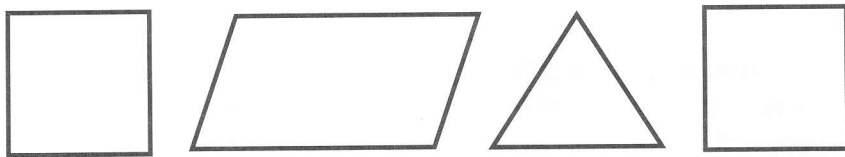


Tell how you used the triangles to make a square.


Name _____

Read each question. Then write the answer.

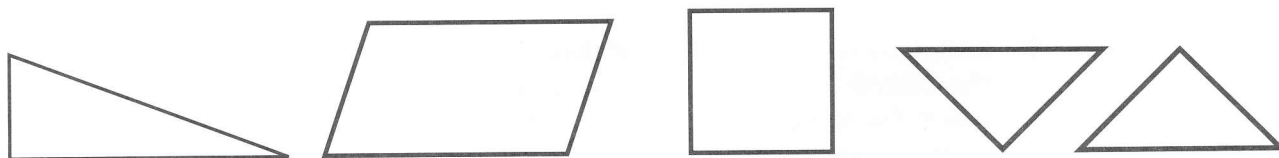
- ① Draw a circle around the 2 shapes you would use to make a rectangle.



- ② Draw a circle around the 2 shapes do you would use to make a square.



- ③ Draw a circle around the 3 shapes do you would use to make a trapezoid.

**Cut out these shapes. Use them to make a square.**